



**3M**

3M.com/RelyXUniversal

**Description**

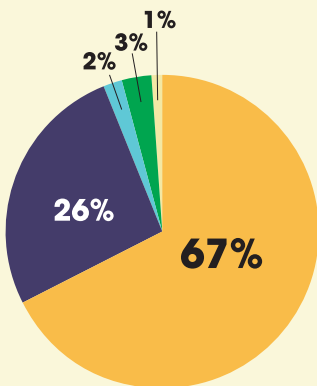
3M™ RelyX™ Universal Resin Cement is a dual-cured universal cement with an innovative syringe design

- It can be used in either the adhesive or self-adhesive mode for cementation
- Kit contains 3M™ Scotchbond™ Universal Plus Adhesive for adhesive cementation
- Available in shades A1, WO, A30, and TR, which coordinate with the 3M™ RelyX™ Try-In Pastes
- Innovative syringe and tip design to minimize waste
- Excellent bond strength performance in DENTAL ADVISOR Biomaterials Lab testing



**Clinical Evaluation Protocol**

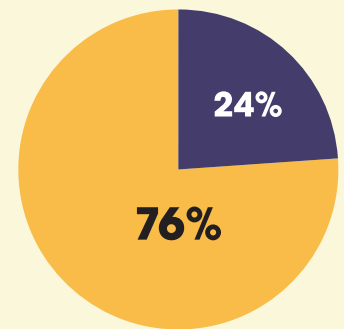
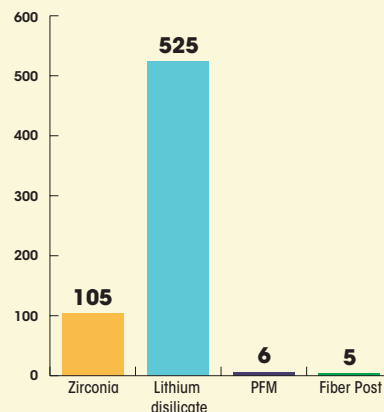
During a 24-month period, **636 restorations** were cemented with **RelyX Universal Resin Cement**, in both adhesive- and self-adhesive mode. 452 restorations were one- to two- years old and available for recall. For restorations requiring a bonding agent, **Scotchbond Universal Adhesive Plus** was used. The restorations included mostly crowns (anterior and posterior) and veneers, followed by implant crowns, bridges, and a few fiber posts (Figure 1). The vast majority were silica-based ceramic (lithium disilicate) and zirconia restorations (Figure 2).



**Fig. 1:** Distribution of types of restorations bonded or cemented, recalled at two years.

Posterior Crowns	427
Anterior Crowns/Veneers	168
Implant Crowns (anterior and posterior)	17
Bridges (anterior and posterior)	19
Fiber Posts (anterior and posterior)	5

**Fig. 2:** Type of Substrate



**Fig. 3:** Mode of Adhesion:

Adhesive Mode  
Self-Adhesive

## Clinical Observations

### Retention

Retention was excellent (Figure 4). All restorations remained intact, with no debonds occurring over the two-year period.

### Color Stability

Color stability rated excellent as well (Figure 4). Initial shades remained stable and restorations looked very natural. No shade shift or greying of restorations over time were reported.

### Resistance to Marginal Staining

Resistance to marginal staining rated excellent (Figure 4). All restorations were observed to have smooth margins with no visible stain, indicating no marginal leakage at the tooth/restorative interface.

## Summary

A total of **636 restorations** were placed over the past two years, using **RelyX™ Universal Resin Cement** and **Scotchbond Universal Plus Adhesive** as the bonding system for adhesive cases. 452 restorations were one- to two-years old and available for recall. All restorations received excellent ratings for retention, color stability and resistance to marginal staining. None of the restorations debonded over the two-year period. **RelyX™ Universal Resin Cement** received a 100% clinical performance rating at two years.

### ADHESIVE MODE



2-year post-op, #4-13 lithium disilicate veneers/crowns



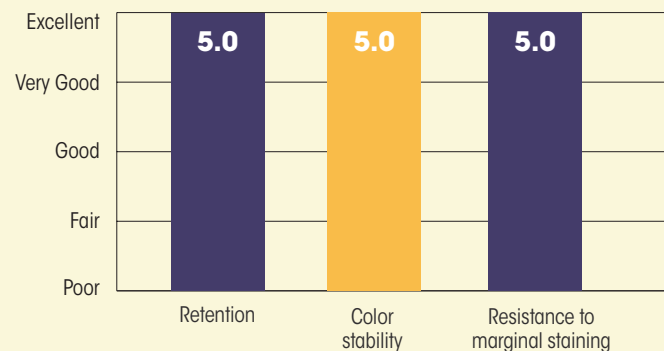
2-year post-op, #8 and 9 zirconia crowns

All photos courtesy of Dr. Sabiha Bunek

## Evaluators' Comments

- "The new syringe and tip are a wonderful combination! The tip design significantly reduces waste; syringe is small and comfortable in hand, and a window shows amount of material left in syringe."
- "This dispensing system is designed perfectly. It dispenses quickly, without bubbles and is extremely efficient."
- "Easy to use, easy to tack cure, easy to remove excess, and multiple modes available—all excellent!"
- "It's genius to combine two of my favorite cements, **RelyX Unicem** and **RelyX Ultimate**. Now I have one kit that does everything!"

**Fig. 4:** Results of **RelyX™ Universal Resin Cement** with **Scotchbond™ Universal Plus Adhesive** at 2-Years



Restorations were evaluated on a 1-5 rating scale: 1 = poor, 2 = fair, 3 = good, 4 = very good, 5 = excellent